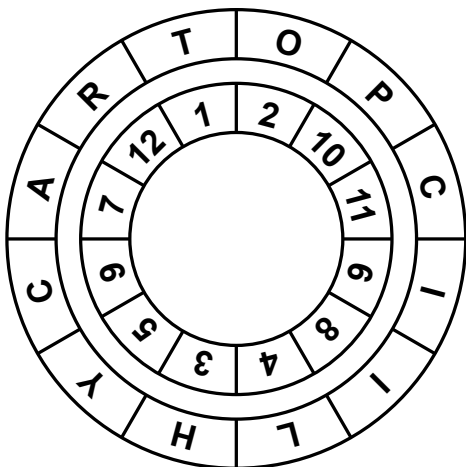


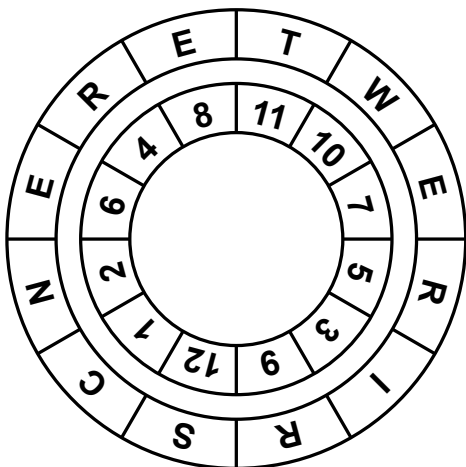
WORD BY NUMBERS

Visualize the rotation of the inner number ring (or the outer letter ring) such that the letters align with the numbers in the correct order and form a valid word.


1.



2.



CAESAR'S CRYPTICS



The gibberish letter strings listed below are words encrypted using Caesar's cipher, where the letters of each word are shifted on the alphabet ring by a certain number of spaces either clockwise or anticlockwise. The shift code is different for each word.

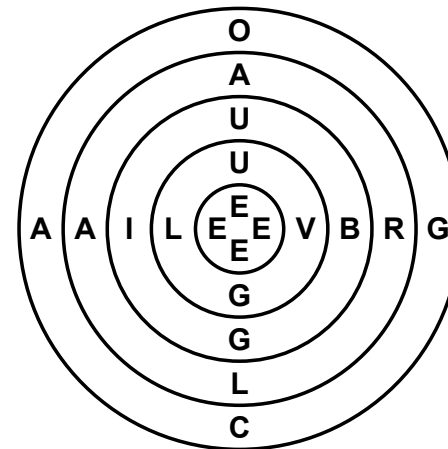
For example, FPEDI is decrypted to BLAZE by shifting each letter anticlockwise by four spaces.

1. R T Y T W
2. R P S L I
3. C O X C O
4. F V B U N
5. S N E P A

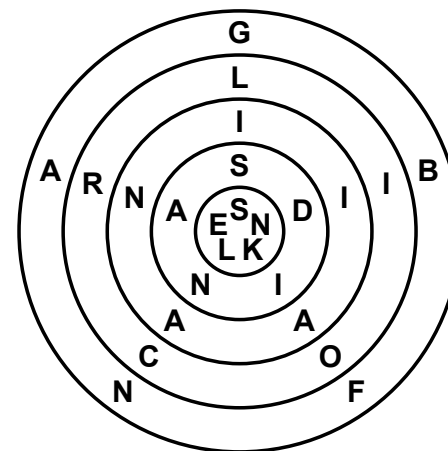
WORD RINGS

Use your imagination to rotate the rings, which, when they are correctly aligned, will spell (1) four and (2) five 5-letter words upon reading the letters in the rings from the outside to the inside.

1.



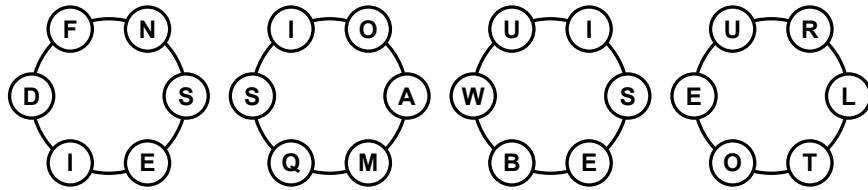
2.



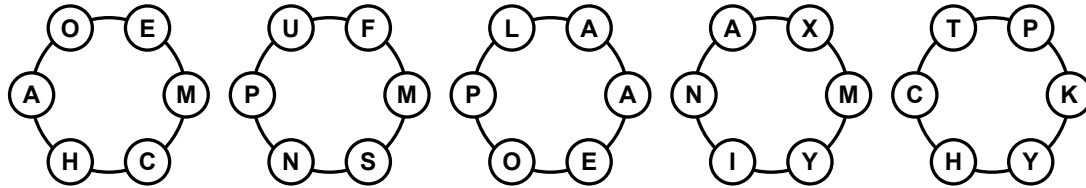
ROTATORS

Mentally rotate the letter rings (clockwise or anticlockwise) independent of each other until 8/10/12-letter words can be read along the middle axis from left to right.

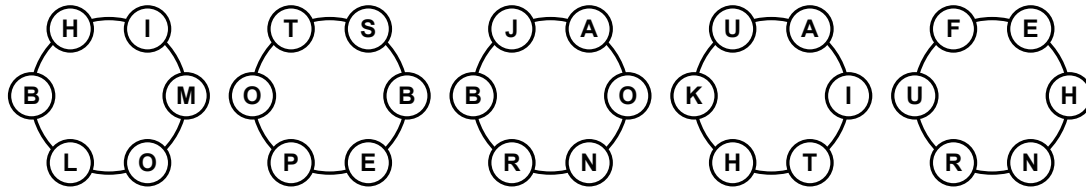
1.



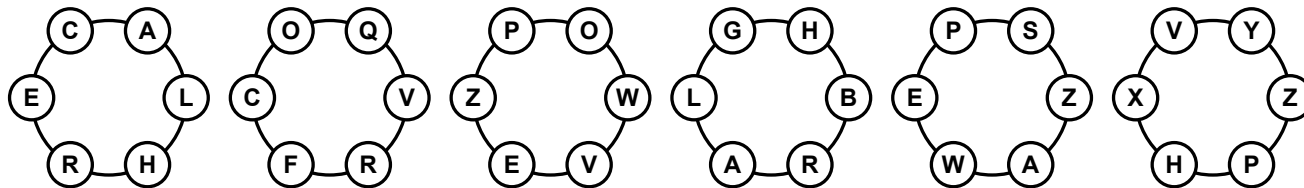
2.



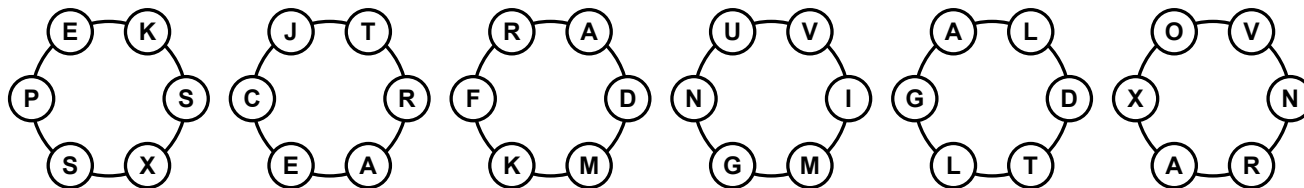
3.



4.



5.



WORD SQUARE JIGSAW

Put the jigsaw pieces together to form a 5×5 symmetric word square (where each 5-letter word reads the same horizontally and vertically). Do not change the horizontal/vertical orientation of the pieces.

